

Mihaela Vosganian

The White Lady's Power Places

I. The Dunes

Mihaela Vosganian

The Power of pushing up your limits

0'00" 0'14" 0'20" ∞ 0'33"

Voice
Intrare din off pe PM (pase magice) 4 apoi ramai PM 2 → PM 4 preia respiratia de pe banda (aprox. 5 respiratii) si incepi atacacuri claves simultan pe expir

Perc. Claves
[Musical notation for Claves] X 2

Bass Flute
Intrare din off pe PM (pase magice) 4 apoi stai
Tongue-Ram
poco mf
PM 2
Pizz

Coconat Percussion
poco mf
P03 10 indian/sitar + Roll + (Sequenzer P 39 Standby)

Midi Percussion

Keyboard
009 Cool Galaxy
poco mf
tr
[Musical notation for Keyboard]

Tape tk 1
semnal cocos 1
respiratii

0'45"

≈ 0'50"

01'07"

3

Voice

Claves

Stai incrucisezi mainile pozitie egipteana

ben p

pornesti P4 2 pasi treci P2

B. Fl.

inaintezi PM 4

Stai

W.T.

pp

Coconat Perc

poco f

Midi Perc.

A3

A4

Pno.

change 012 Cool Rota Organ

Tape

0'54"

semnal cocos 2

01'10"

01'20"

01'32"

Voice

5

preia tempo respiratiei preinregistrate P6 (drept pe inspir, (4 respiratii), treci treptat P3 si ataca percutii atac pe expir

Claves

X 6

apoi rareste atacuri 2 1

B. Fl.

inantezi PM 4 pizz poco improvisando

poco piu f

intrari in contratimp cu claves si asimetrice

son + Eolien

Pizz

Coconat Perc

Midi Perc.

Pno.

tr

Tape

01'30" respiratii

02'00"

02'13"

02'32"

6

gliss. gliss.

pasesti apoi te apleci si pozitie egipteana

Treci P2 scurt

inantezi PM 6

apoi stai

W.T.

pp

press and release

A3

B2

B1

A4

semnal Cocos 3

8 02'36" 02'42" 02'49" 02'55" 20/4

Voice

P4 inepti pe stang 4 repiratii apoi incepi atacuri unul pe contratimp alternativ cu unul simultan

Claves

pe expir X 4

B. Fl.

pizz poco f piu f ord. fr. port. port. V. L.

Coconat Perc 20/4

Midi Perc. 20/4

Pno. 20/4

Tape

02'42" respiratii + Loop indian Tabla 20/4

03'20"

03'30"

03'15"
10

Voice

Claves

B. Fl.

Coconat Perc

Midi Perc.

Pno.

Tape

03'46"

II

Voice 34/4

Claves 34/4

trece trepat in P9 2X2

B. Fl. 34/4

Coonat Perc 34/4

Midi Perc. 34/4

Pno. 34/4


Tape 34/4

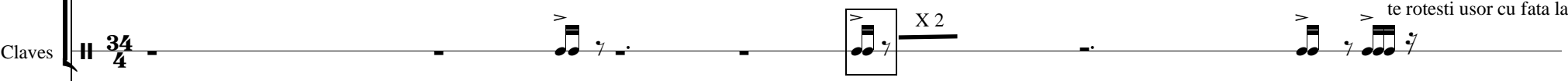
12 03'50"

04'10"


∞ 04'17"

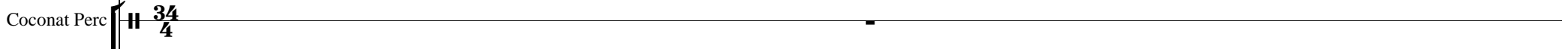
9


Voice 

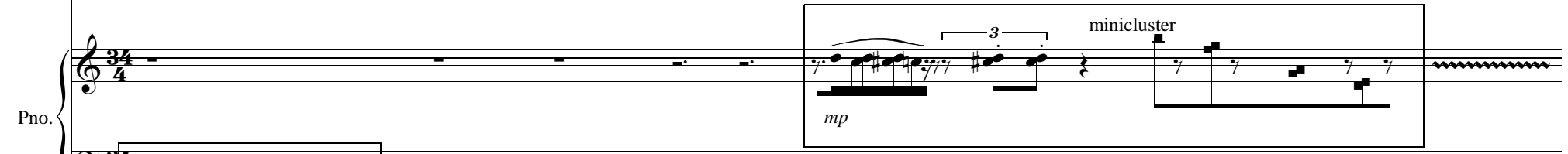
Claves  X 2


te rotesti usor cu fata la public


B. Fl.  fr. SMZ.

Coconat Perc 

Midi Perc.  C4 C3 C2 C1 Com irreg C4/C3/C2/A3 A4 ben ff

Pno.  mp miniclust

 mp

Tape 

10

poco a poco accelerando

04'35"

X 4

04'54"

05'24"

Voice

13 ♩ = 54

ben ff

Ra Ra RaRa

X 4

piu f

Raa raa raa ra ra ra ra

34/4

Claves

P6 ritm banda + claves X 2

drept stang drept 3 stang 3 drept

trece P14 drept stang

stang

X 4

trece P12

34/4

X 2

B. Fl.

pizz

poco mf

son + Eolien

piu f

T.G.

Guimbard

ben ff

34/4

Coconat Perc

34/4

Midi Perc.

change P 08 Other 08 Juno Rave + Multieffect

34/4

Pno.

34/4

34/4

Tape

atacuri de claves pe band

34/4

05'47"

06'04"

14

Voice

ben ff

O Ra O Ra O Ra

pozitie egipteana saluti soarele pe atacuri dreapta stanga fata

Claves

3/4

B. Fl.

ff *3* *3* *3*

Improvisando

poco fr

Coonat Perc

Midi Perc.

ben ff

+ Multieffect alternate -Multieffect

Change 09 Fantasia +Roll

Pno.

efect de corzi lovite

poco f

Tape

3/4

12

06'30" 06'45"

15

ben *mf cantabile* ben *mf cantabile*

Voice

Claves

B. Fl.

Midi Perc.

Pno.

Tape

Embouchure

gliss. vibr.

ben *p*

comb A1 A3 B5 subito *p*

comb irreg IMP

subito *p*

inchizi pozitie egiptean + plecaciune te intorci spre dreapta

te intorci usor iar dreapta cu spatele la public

iar te rotesti dreapta

O Po-no-po-no po-no po-no po

O Po-no-po-no po-no po-no po

O Po-no-po-no po-no po-no po - no

16

O Po-no-po-no po-no po-no po Ho O Po-no-po-no po-no po-no po - no O Po-no-po-no Po - no

Claves

te rotesti in continuare lent in sensul acelor de ceasornic te opresti cu spatele la public cand incepe pe banda delay O Po-No

B. Fl.

← inchizi /deschizi IMP iesi treptat din scena IMP iesi treptat din scena

pp a pianggere

Midi Perc.

perd.....

Pno.

perd.....

Tape

II. The Lake of the White Silence

The power of getting in contact with inner healer

0.0" 1.1 Hit 02

0'00" Senza tempo

01'04" In tempo ma senza rigore ♩ = 40

Voice 1

Iei Tin-Sha si te indrepti spre public pana in punctul S, unde il lasi jos . Te opresti si ridici mainile in pozitie de rugaciune

Percussion Tin Sha

poco mf

Voice 2

Inaintezi din off lateral dreapta spre public cu tava cu lumanari aprinse. Cand ajungi in centru iei 3 lumanari si le pozitionezi in triunghi L1/L2/L3 incepand cu varful N (al talgerelor) apoi in directia acelor ce ceasornic incadrand lateral linia bolurilor (E-V) dupa care te intorci in varf N.

Midi perc

Indian P03 06 Madal Talan

A1 A4 A5 A1 A4 A5

poco mf

Electric Guitar

Vibr.

poco mf

Tape tk 2

0'00" 01'04"

01'32"

Cobori mainile incetpe parcursul coborarii melodice (in aceeasi pozitie de rugaciune) apoi inchizi in pozitie de completare m.d. Te intorci dreapta si mergi pe dialonala spre L3(V)

poco mf molto legato

Voice 1

Voice 2

Cand ajungi in varful triunghiului (N) te opresti , apoi inaintezi usor si iei bolul central.

Midi perc

E. Gtr.

Tape



01'58"

Voice 1

Mergi apoi spre virful triunghiului N, iei tava si pui lateral 2 lumanari stanga /dreapta L4/L5 (NE/NV) incdrand un dreptunghi cu nivelul bolurilor mediene

Inaintezi usor pe parcursul coborarii melodice, lasi bolul jos linga Tin- sha, apoi inchizi pozitie de completare m.d.

poco mf

Voice 2

Midi perc

Imp pastrand caseta de baza de baza dar si cu atacuri asimetrice

E. Gtr.

Tape

01'58"

02'33"

Voice 1 Iei tava cu lumanari si inaintezi incet spre public. Continui sa inaintezi pe coborarea melodica pana in centrul liniei bolurilor unde lasi tava jos.

Voice 2 Te intorci spre stanga si mergi spre L2 (E) si apoi spre varful N in ritmul percutiei, cu pasi mici fata /spate. Cand ajungi in varf N te intorci cu fata la public si te pregatesti in pozitie de rugaciune cu mainile sus inaintand incet.

Midi perc *poco mf* A1 A4 A5 A1 A4 A5

E. Gtr.

Tape 02'33"

03'06"

Voice 21 Te intorci dreapta si mergi spre L3 (V) si apoi spre varful N in ritmul percutiei. Cand ajungi in varf N iei talgere te intorci spre public.

Voice 2 Continui sa inaintezi coborand mainile apoi inchizi pozitie de completare m.d. Iei tava cu lumanari, mergi oblic dreapta si pozitionezi 3 lumanari L6/L7/L8 (SV/S/SE) completand octogonul. Iei tava cu lumanari si inaintezi oblic pozitionand 3 lumanari L6/L7/L8n (SV/S/SE)

Midi perc

E. Gtr. To

Tape 03'06"



Voice 1 Astepti pana se completeaza L 6/ L7/L8 apoi inaintezi usor oblic dreapta spre L 6

Voice 2 Cand ai terminat de pus L8 te intorci la varful S si iei Tin-Sha dupa carea te asezi si ingenunchezi cu fata la public langa L8 (SE)

Midi perc *poco mf* A1 A4 A5 A1 A4 A5

E. Gtr.

Tape

03'45"

Voice 1 32 Continui inaintarea si cand ajungi la L6 ingenunchezi. si pregatesti atacuri de talgere

Voice 2

Midi perc *poco mf* A1 A4 A5 A1 A4 A5 *niente*

E. Gtr.

Tape

Percussion Talgere *poco mf* *poco mf*

03'45"

04'42" *poco mf*

38

Delay + Reverb + Eco

IMP *piu f*

5

Voice 1

A - ha - he hi - he

A - ha - he hi - he ha O ho - ho - he - he - hi ha

Voice 2

Midi perc

E. Gtr.

Tape

04'42"

poco mf

In tempo

44 05'06"

Voice 1

Voice 2

Pregatesti atacuri Tin-Sha

Percussion Tin-sha

poco mf

Midi perc

A1 A4 A5 A1 A4 A5

poco mf *piu f*

E. Gtr.

Tape

05'06"

05'40"

Voice 1

Voice 2

Midi perc

E. Gtr.

Tape

IMP

O-ho-ho - he - A - - ha-he hi - he A - ha-he hi - he

poco piu f



06'32"

55

Voice 1

Voice 2

Midi perc

E. Gtr.

Tape

IMP

Reverb + Eco lung

O ho-de - he di A-ha - de - di Ha

Luati impreuna bolul mare (Sol#), si il puneti jos, la mijoc pe directia SV-SE

05'40"

06'32"

06'53"

61

Voice 1

Te ridici, te întorci spre dreapta și mergi spre L3 de unde muți bolul extrem (La) la mijlocul direcției NV-NE apoi te așezi în genunchi în centru cu fața la public
Pregătești bagheta pentru boluri.

Voice 2

IMP

Reverb + Eco lung

O ho-de - he -di A - ha - He

Midi perc

E. Gtr.

Tape

06'53"

69 07'55"

Voice 1

IMP

A - ha - he - hi - he

4 Bowls

Loveste bolul mare din fața ta și lasă-l să vibreze
poco mf

Voice 2

Incepți să te rotești în jurul celeilalte lovind bolulși apoi menține sunetul prin frecare circulară
poco mf molto legato

Percussio
Bowl Fa

Midi perc

E. Gtr.

Tape

07'55"

08'14"

08'14"

75 08'30" IMP 08'46" 09'00"

Voice 1
A - ĩa - ĩe ĩĩ ĩe ĩa
ĩa - ho - ho - ĩe - ĩe - ĩĩ

4 Bowls

E. Gtr.
Bowl

Midi perc
Muta sitar P03 10 + Roll

E. Gtr.
Tape

08'30" 08'46"

80 09'13" 09'32" 09'00"

Voice 1
Ya - n - ama ya - ma ni - a - ma

4 Bowls

E. Gtr.
Bowl

Midi perc
IMP. A3 B1 A3 B2 B1
poco mf

E. Gtr.
Tape

09'13" 09'32"

85 09'48" 10'00" 10'18"

Voice 1
Ya-na ma ya-ma ni - a-ma
To Voice
To

4 Bowls

E. Gtr.
A

Bowl

Midi perc
C2 C1
IMP.
B1 B1

E. Gtr.

Tape
09'48" 10'00" 10'18"

perd

91 10'38" 10'56"

Voice 1
Te ridici usor si iei bolul in La din spate Ny-a-ma ya-na ni-a ma Incepi sa freci bolul mentinand sunetul

4 Bowls

Voice 2
Lasi bolul si iei Tin -Sha apoi te asezi jos in genunchi in locul celeilate.
A-ha he hi he ia

Tin-Sha

Midi perc
comb irreg A4 C1 C2 + Bbeam

E. Gtr.

Tape
10'38" 10'56"

96 11'14" 11'30" 11'55"

Voice 1
Ya - ma-na ni-a-ma
Ya - na ni - a - ma Ya-ni - a - ma Ny a - ni-a-ma

4 Bowls

Voice 2
IMP
O ho - de A - ha - - di A - ha - de -

Perc.
Tin-Sha
comb irreg C3 C4 C5

Midi perc

E. Gtr.

Tape
11'14" 11'30" 11'55"

98 12'00" 12'25" 12'36"

Voice 1
Improvizeaza mergang microtonal din ce in ce mai sus
port.

4 Bowls
perd

Voice 1
IMP To
ho -- di A - ha - de -

Talgere
Ia Talgere idiene
Ben f

Midi perc

E. Gtr.
poco f
gliss.

Tape
12'00" 12'25" 12'36"

III. The Ocean

The power of releasing the fears

0'00 **Senza tempo**

Percussion
Rain stick

0'40"

change thunder

In tempo ♩=55
01'40"

coming from off step by step

Didgeridoo (re)

coming from off step by step

Bassoon

0'00

signal Voice transformed

Imp fara sunet imitand efect subacvatic al apei

poco mf

Tape tk

Didjeridoo



01'58"

02'19"

RECORD

+ Vox A E

poco f

Didg.

+ Vox

Bsn.

poco piu f

signal X 4 times

Tape

02'55" Percussion Thunder

Start loop

Stop loop

03'16"

03'26" $\frac{5}{4}$

+ Plunger sord

Leave didjerodoo & take the trombone

+ vox

poco mf

Trb. Harmonizer effect 3M3 voices + echo

Voice transformed To VoiceX 4 times

Didj.

Bsn.

Tape



21

03'47" Thunder

04'00" $\frac{5}{4}$

Start loop

poco mf inquieto

Thunder

Trombone.

Didg. loop

Bsn.

Tape

25 04'21"

Thunder

Trombone. Sit down & take didgeridoo Fa 04'42"

Didg. loop

Bsn. *poco mf*

Tape *mf* Guturale comb irreg_ armoce inf.

29 05'13"

Thunder change Rain stick

Didg. fa 05'45" 06'00" + VOX

Didg. loop *poco mf*

Bsn. comb. irreg. piu lento piu rapido *poco mp* *tr*

Tape Coanch reverb + echo *mf a pianggere* stereo echo *poco f* + Didg Fa chorus Voices transformed To Voice To

06'20" 34

Rain St. Rain St. track with waveform and musical notation. Includes a box labeled "poco mf" with a waveform.

Bsn. *poco mf* *piu f* + VOX Bsn. track with musical notation and dynamics.

Tape Tape track with musical notation. Includes a box labeled "Voice transformed X 3times".

07'09"

38 07'32"

Rain St. Rain St. track with waveform and musical notation. Includes a box labeled "07'51" with a waveform.

Didg in fa. *poco f* + VOX IMP. Didg in fa. track with musical notation and dynamics.

Didj. Loop 2 Didj. Loop 2 track with musical notation.

Bsn. *poco mp* Bsn. track with musical notation and dynamics.

Tape *mf a pianggere* Tape track with musical notation and dynamics. Includes a box labeled "Sax transformed echo" and "Coanch reverb + echo".

07'51"

⊕

Rain St. 08'25" RECORD + VOX 08'38" Leave didjerodoo & take the trombone

Didg in fa.

Didj. Loop 2 To To Tbn.

Bsn.

Tape Sax transformed echo *port.*



48 08'50"

Rain St. 09'17" change to Rain Stick 5/4

Bsn.

Tape Slap echo

6 50 09'33"

Thunder

Didg in fa.

Didj. Loop 2

Bsn.

Tape

Take Didj. Sib

mf

+ suflu

Voice transformed X 4 times To Voice

poco mf

09'58"

Thunder

Didg.

Didj. Loop 2

Didg. loop 3

Bsn.

RECORD

10'10"

Leave the didjerodoo & take the trombone Wa-wa sord

Prepare Loop 1

Prepare Loop 3

+ suflu + vox

ben f

ben f

piu f

58

Thunder

change Rain Stick

10'18"

Didj. Loop 1

Didj. loop 2

Didg. loop 3

Bsn.

Sax reverb echo

Tape

62

10'50"

Rain. st.

Trb..

Didg. loop 1

Didg. loop 2

Didg. loop 3

Bsn.

Tape

Didg. in re

8

65

Rain. st.

Take Didg. in re & raise up

11'22"

12'03"

Didj. Loop 2

Didg. loop 3

Stop Loop 3

Bsn.

comb. irreg.

Tape

+ voices transformed

Coanch reverb + echo

mf a pianggere



12'20 "

leave the scen step by step right side

69

Rain. st.

12'33 "

13'15 "

Didj.

Didg. loop 1

1

Comb irreg. note + suflu

iesi pas cu pas din scena din directia din care ai intrat

Didg. loop 3

Bsn.

poco mf

Tape

+ voices transformed

poco mf

IV. The Himbas

The Power of unconditional joy and love

♩ = 110

00'00" (4+3) + (4+3) + (4+2)

Percussion 1 (Kidi) 20/8

Midi Percussion 2 20/8

Keyboard 20/8

Tape 20/8

Frame Drum P02 04 + Roll

A2 A4 A5 A1 A3 C5

poco f

IMP. comb irreg A1-A5 + C5 pe pulsatia benzii

sf *sf* *sf* To Pno. To Pno. To Pno. comb. irreg.

ben f

+ 2 (repetari)

In scena se proiecteaza un foc central in jurul caruia danseaza un cuplu de dansatori pe miscari tribale.

Fagotul si flautul preiau instrumente de percutie mici si se misca in ritmul muzicii in spatele scenei in umbra chinezeasca.

00'16" ϕ IMP. pe pulsatia dominata a benzii

Perc.1 *poco f*

Midi. Perc. P 03 Djembe L comb. irreg A *poco f*

Keyb.

Tape 00'16" *poco f in rilievo*

10 // ϕ 4+3 00'30" IMP. pe pulsatia dominata a benzii

Perc.1 Change Djembe *poco f*

Midi. Perc. change P 04 Frame Drum + Roll comb. irreg A/B/C *poco f*

Keyb.

Tape *f* *p* *poco f*

16 00'40" 3

Perc.1

Midi. Perc.2

Keyb.

Tape

IMP. pe pulsatia dominata a benzii

ben f

sf sf sf

To Pno. irreg.

ben f

24 00'55"

Perc.1

Midi. Perc.2

Keyb.

Tape

change Kidi

P 03 Djembe L comb. irreg A

poco mp poco cresc

poco f

ben p cresc poco a poco al mf

To Perc.
To To

Voci tribale reverb

01'00"

+ vox preiei ritmul vocilor de pe banda

30 IMP. comb irreg pe pulsatia benzii

Perc 1 (Kidi)

Midi. Perc.2 IMP. comb irreg pe pulsatia benzii

Tape

slap sax

Ya - mu - ni - ca Ya Ya - mu - ni - ca Ya - mu - ni - ca Ya Ya - mu - ni - ca

Ya - mu - ni - ca Ya ya - mu - ni - ca X 2 ---

poco f

Tape

pique slap sax

01'10"

01'38"

35 change Djembe

Perc 1 (Kidi)

Midi. Perc.2 change P 04 Frame Drum comb. A1-A5

Tape

To Pno.

To To To To Pno.

Ya - mu - ni - ca Ya

change P 04 Frame Drum comb. A1-A5

poco f

poco f

ben f

+ sax multifonice

To Solo

To

Voci tribale guturale reverb

Hai de - me de - a

40

Perc.1 (Djembe)

Midi. Perc.2

Pno.

Tape

01'46"

01'58"

preiei noua pulsatie ternara de pe banda pe Kidi

te pregatesti sa pleci de la loc

change voice

irreg. sf

To Pno.

Sax reverb

poco f

49

Perc.1

Voice

Tape

02'05" (4+3) + (4+3) + (4+2)

preiei vocile tribale guturale de pe banda improvizezi in timp ce inantezi spre foc te rotindu-te in jurul proprieie axe

Hai de- me de

cl + ob + vne

To Solo

Voci tribale guturale reverb

poco f

Hai de- me de - a

63

02'50" (3+3+3+3)

Perc. 1

Midi Perc.2

Tape

corzi reverb

IMP. comb irreg pe pulsatia benzii

perc. tribala

ben f

A4 A1 A1 A5 A2 A5 A2 A5 A1 A4 A2 A4 To

67

03'05"

Perc. 1

Midi Perc.2

Tape

change Djembe

change 05 Pot Drum

perc.

poco f

To To

poco mf cresc

8
 Perc.1
 Midi Perc.2
 Key.b.
 Tape

03'14" 72

IMP. comb irreg pe pulsatia benzii

03'14" 20/8

sf *sf*

irreg. 7 To To Pno.

20/8

20/8

20/8

20/8

poco f



03'33" 76

Key.b.

poco f

03'53"
81

04'00"

9

Perc.1

Midi Perc.2

Key.b.

Tape

change 02 Djembe S + roll

multifonice suflatori

perd

perd



04'10"
84

04'21"

Perc.1

Midi Perc.2

Key.b.

IMP. comb irreg pe pulsatia benzii A2/A4/A3/B3/B4

ben ff

poco f

sf *sf* To Pno.

ben ff

poco f

90

Perc.1

Midi Perc.2

Key.b.

Perc.

multifonice suflatori

04'46"

04'56"

IMP. comb irreg pe pulsatia benzii

3+ 3+ 3

To

poco mp poco cresc

ben p. cresc poco a poco

97

Perc.1

Midi Perc.2

Key.b.

multifonice suflatori

perd

Sopr Sax

05'20"

IMP. comb irreg pe pulsatia benzii A2/A4/A3 RL

A1/A5 A2/A4 A3

To

L R

poco mf

poco mp

05'37"

103

Perc.1

Midi Perc.2

Key.b.

Tape

Ob Reverb

ben f

Voci guturale tribale revers + reverb

Hai de - me de Stereo echo

poco mp
107 06'21"

3+ 3+ 3
06'45"

Perc.1

Midi Perc.2

Key.b.

Tape

change Djembe L 03

poco mf

A1 A5 A4 A2

poco mf

sfz

sfz

Percutie tribala 3+ 3+ 3

poco f cresc poco a poco

poco f

X 3 apoi repetari din ce in ce mai dese si mai rapide

112 IMP. comb irreg pe pulsatia benzii A1-A5/ + RL 07'20"

Perc.1

Midi.Perc.2 A3 R L opreste! percutie si intri treptata sa intri cu vocea pe efect gutural in spiritul vocilor tribale de pe banda

Key.b. To To Pno. To l. v. To Pno. sfz ff

sax reverb + voci guturale tribale revers

116 08'05"

Perc.1

Midi perc.2 poco mf perc. A4 A2 A3 R L Hai de me de - a perd

Key.b.

continua percutia si vocile tribale Flexaton echo

121 *urmareste cand intra noua pulsatie a benzii* ♩=60 08'18" *cand pulsatia devine asimetrica astepti percutia tribala term*

Perc.1

Midi perc.2

Key.b.

Gr. Cassa

Voci tribale

Ya - mu - ni - ca Ya Ya - mu - ni

ben f *ben f* *To*

cello *ben f*

08'40" 3+3+3 125 08'54" 4+3

Perc.1

poco f cresc poco a poco *To*

change Pot Drum *urmareste intrarea 4+3 a percutiei de pe banda*

Midi perc.2

poco mf A5A1 A3 A4A2A3 D beam

Key.b.

Tape

poco f cresc poco a poco 3+3+3

4+3 *poco mf*

sfz 1. v. *ff*

128

Perc.1

Midi perc.2

Key.b.

Tape

IMP. comb irreg pe pulsatia benzii A1-A5/ + RL

09'00"

09'10"

Poco piu mosso

A5A1 A3 A4A2A3 D beam

poco f cresc poco a poco

Flex echo

poco f

132

Perc.1

Midi perc.2

Tape

X 2

sax alpin

benf

09'25"

09'32"

4+ 3

To

poco mf

09'47" **Poco piu mosso**

137

Perc.1

Midi perc.2

Tape

A5A1 A3 A4A2A3 D beam

stero echo reverb

X 2

X 2

piu f

+ voci guturale tribale revers

10'00"

10'18"

Meno mosso poco a poco molto rallentando al fine.....

143

Perc.1

Midi perc.2

Pno.

Tape

te pregatesti sa iei unul dintre instrumente cu care iesi treptat din scena

preiei vocile tribale de pe banda si parasesti incet scena

ben ff

Grc. + corzi Dalay + Echo

mp

sf

sf

sf

sf

poco mf

+ voci guturale tribale

145

Perc.1

Tape

Voci guturali tribale

Hai de_ me de

perd

Pno.

rfz

sf

+ voci guturale tribale revers

Tape

X 3

molto

rallentando.....

perd.

Detailed description of the musical score: The score is divided into four staves. The top staff is for Percussion 1 (Perc.1), showing a continuous rhythmic pattern of small, sharp, upward-pointing strokes. The second staff is for Tape, featuring a melodic line in bass clef with lyrics 'Hai de_ me de' and a box labeled 'Voci guturali tribale'. The third staff is for Piano (Pno.), showing a sparse accompaniment with a few notes and a dynamic marking 'rfz' (ritardando forzando) with a hairpin. The fourth staff is another Tape track, containing a dense, high-frequency rhythmic pattern and a dynamic marking 'sf' (sforzando) with a hairpin. Below this staff, there are performance instructions: 'X 3' (triple), 'molto rallentando.....' (very slow), and 'perd.' (perdido). A bracket labeled '+ voci guturali tribale revers' spans the end of the rhythmic pattern. The page number '145' is at the top left, and the time '11'00"' is at the top right.

V. Velvitia Mirabilis Power Plant

The Power of connection with other dimentionns

te pregatesti sa canti din interiorul
0'00" costumului de planta

preiei sonoritati asemanatoare benzii sunete aspirate/expire/inspirate comb.irreg. cu pauze
0'27"

poco mp

hm ha he im

Intri in scena treptat din off lateral dreapta si te indrepti spre Velvitia - "planta de putere"

0'00" *tr* *tr*

0'27" clipocit + voce planta sunete aspirate/expire/inspirate comb.irreg

pp hm ha he im

Score for V. Velvitia Mirabilis Power Plant. The score includes five staves: Voice, Alto Flute, Bassoon, Electric Guitar, and Tape. The Voice staff features a vocal line starting at 0'27" with lyrics 'hm ha he im' and a dynamic marking of *poco mp*. The Alto Flute and Bassoon staves have a stage direction: 'Intri in scena treptat din off lateral dreapta si te indrepti spre Velvitia - "planta de putere"'. The Electric Guitar staff is mostly empty. The Tape staff features a complex rhythmic pattern starting at 0'00" with a dynamic marking of *pp*, and a section starting at 0'27" with a dynamic marking of *pp* and lyrics 'hm ha he im'. The score includes various musical notations such as rests, notes, and dynamic markings.

2
3

0'50" 01'15" **Piu mosso** ♩=66 *poco piu f*

Voice

A. Fl.

Bsn.

E. Gtr.

Tape

pp

mp

he him ho im im

Incep sa-i canti rotindu-te foarte lent in jurul ei in directia acelor de ceasornic

tr

tr

5 01'33" **Meno mosso** ♩=40

Voice

A. Fl.

Bsn.

Bass

Tape

pp

poco mp

irreg.

pp

Incepi sa te misti usor in interiorul costumului lent, sugerand o trezire

Intri in scena treptat din off lateral dreapta si te indrepti spre Velvitia - "planta de putere"

incepi sa dezassemblezi instrumentul scotand pavilionul continuand rotatia lenta in jurul plantei

4-string Bass Guitar

02'00" IMP sunete mai lungi aspirate/expire comb. ritmica si dinamica inegala

6 *poco mf* 3

Voice

A. Fl. Incep sa-i canti rotindu-te foarte lent in jurul ei in directia acelor de ceasornic in spatele flautului si la departare de el To

poco mp piangendo v.l. v.a.l.

Bsn.

Bass *p* vibr.

Tape

02'35" Treptat cauti locul de unde incepi usor sa "infloresti"

Voice

A. Fl. Continui sa te rotesti lent in jurul plantei. Gaseste -ti ritmul propriu de miscare.

Bsn. *poco mf narrando* *poco incalzando* To Bsn. To

Bass *poco mf* To

Tape *mp*

4 8 02'55"

Voice

â â A â â A

A. Fl.

Bsn. dezassembleaza inca o parte a instrumentului continuand rotatia lenta in jurul plantei

Bass

Tape

03'07" **Meno mosso** ♩=56

Voice

A. Fl. Preia pulsatia de ♩ din banda + Vox

Bsn. poco mf cantabile

Bass

Tape X 3

pp

03'19"

Piu mosso ♩=68

Iti arati treptat primii muguri ai coroanei tale din crestetul capului fara sa iti arati fata

5

Score for **Piu mosso** (♩=68), starting at 03'19".

- Voice:** Lyrics: "Iti arati treptat primii muguri ai coroanei tale din crestetul capului fara sa iti arati fata".
- A. Fl.:** Includes dynamic marking *benp* and performance instructions "To Fl." and "To".
- Bsn.:** Includes dynamic marking *mp*.
- Bass:** Includes instruction "Preia pulsatia de din banda" and a boxed section with *poco f molto decresc* and "+ 4 repetari".
- Tape:** Includes dynamic marking *mp* and a boxed section with "+ 5 repetari".

03'40"

Meno mosso ♩=56

11

Score for **Meno mosso** (♩=56), starting at 03'40".

- Voice:** Includes dynamic marking *mp* and lyrics "â î â î (M)".
- A. Fl.:** Includes instruction "change Fl Do".
- Bsn.:** Includes dynamic marking *poco mp piangendo*, performance instructions "gliss.", "v.l.", "frull.", and "To".
- Bass:** Includes performance instructions "To Bsn.", "To To To Bsn.", and "To To To Bsn.".
- Tape:** Includes dynamic marking *pp*.

6

04'00" **Piu mosso** ♩=68 **Meno mosso** ♩=56

Treptat incepi sa iti arati ochii, intai aproape inchisi apoi deschizi treptat ca si cum ai reactiona la ceva

Voice

A. Fl.

Bsn.

Bass

Tape

poco f + 4 repetari

To To Bass + 3 repetari

poco mf inquieto

mf

p subito

04'16" **Piu mosso** ♩=68

Esti din ce in ce mai prezenta spre public cu fata si ochii aratand surprindere si mirare

Voice

Fl.

Bsn.

Bass

Tape

poco piu f

poco cresc.....

al ff

poco frull.

ramai cu partea mica a instrumentului

mp

04'44" **Meno mosso**

15

Te bucuri de prezenta luminii din jurul tau si a netelor imbiетоare

7

Voice: *poco mf incalzando*
 Fl.:
 Bsn.: *poco mf melancolico espress.*
 Bass:
 Tape: *poco mp*

Piu mosso ♩=68

05'12" 16

Manifesti treptat procesul de inflorire prin miscari ale capului, fetei, ochilor si prin miscari mai ample din interiorul costumului

Voice:
 Fl.:
 Bsn.: *incalzando poco accelerando*
 Bass: *poco f molto decresc* *poco piu f* *To Bass* *To*
 Tape: *poco piu f cresc*

8

05'30"
17

poco f *poco a poco cresc.* Cresti miscarea spre exterior intrand in comunicare cu sunetele din jurul tau

Voice

a e - iei o i eae

Fl.

poco mf molto espress. *fr!*

Bsn.

mp *gliss.*

Bass

mp *gliss.*

Tape

poco mp

06'05"
18

Reverb \dashrightarrow
ben f *molto cresc. al ff* IMP atacuri din ce in ce mai dese in registrul cat mai acut

Voice

i - e - i o

Picc.

benf molto cresc agitato *ff*

Bsn.

benf molto cresc agitato *ff*

Bass.

benf cresc *agitato*

Tape

poco f

06'31"

Esti in maximul de crestere si inflorire in deplina comunicare cu mediul din jurul tau

19 Reverb *f* *meno f* *piu p* *piu p* 9

fr. *tr* A e i e ord n oA ng - ng 0A ng - oA ng 0A ng

Picc. *8va* *ben f* *meno f* To

Tape *f* *mp*

07'00"

treptat incepi sa te cobori din miscare devenind din ce in ce mai mica

20

change in S Recorder (Blockflote)

M.Sheng *poco mf espress. improvisando* *gliss.* To *tr*

Bass.

Tape

07'30" 21

Esti inca deschisa spre exterior cu fata si ochii

poco f cresc

IMP. urcand treptat la nivel de aproxx. 2 M/m din ce in ce mai sus

Voice

Picc.

M.Sheng

Bass.

Tape

poco piu f

08'00" 22

acobori incet, treptat spre interiorul costumului tau

Voice

Picc.

M.Sheng

Bass.

Tape

poco mp piangendo

To Harm.

gliss.

v.a.l.

change Mini orga de gura

IMP. cu pauze din ce in ce mai mari

poco mf

poco a poco calando

poco mp

08'30"

Iti diminuezi miscarile in interiorul costumului

IMP. coborand treptat cate un nivel approx. de secunda

11

23

poco mf *gliss.* *poco mf* *gliss.*

hm m he m hm m he

change Hun (Korean Ocarina)

Iesi incet din scena cantand cu orga de gura

Picc.

M.Sheng

poco mf *gliss.* *gliss.*

Bass.

ben mp *ben mp*

To *decresc.....*

Tape

09'17"

ben p *poco a poco perd..... al fine*

Te retragi usor din ce in ce mai mult in miscari pana la nemiscare

24

ben p *poco a poco perd..... al fine*

Im ha ha

Hun

ben mp legato dolce narato *poco più f*

M.Sheng

Bass.

perd.

Tape

poco mp

12

09'40"

10'16"

25

Voice

A musical staff for Voice, starting with a treble clef and a key signature of one flat. The staff contains a series of black triangles, indicating a sustained sound or a specific performance technique. The word *perd.* is written below the staff.

Iesi treptat din scena cantand pana la epuizarea sunetului din off

Hun

A musical staff for Hun, starting with a treble clef and a key signature of one flat. The staff contains a series of notes, including a glissando marked *gliss.* and a dynamic marking *meno f*. The staff ends with a box labeled **IMP.** followed by a series of black triangles.

M.Sheng

A musical staff for M.Sheng, starting with a treble clef and a key signature of one flat. The staff contains a series of black triangles, indicating a sustained sound. The word *perd.* is written below the staff.

Hun

A musical staff for Hun, starting with a treble clef and a key signature of one flat. The staff is empty.

Tape

A musical staff for Tape, starting with a treble clef and a key signature of one flat. The staff contains a series of black triangles, indicating a sustained sound. The word *perd.* is written below the staff.

VI. White Lady's Exodus

The Power of getting in contact with ancestors

1.2"
1.3.5
Hit 01

♩=116

0'00

Voice 1 Inaintezi spre mijlocul scenei pe ritmul Loop-ului in pozitie de pasa magica. Te pregatesti sa dai "White Lady's statement"

Voice 2

Flute

Bassoon

Trombone Astepti in off primul White Lady's Statement

Percussion Intri treptat pe pulsatie Loop in Impro *poco mf* To Perc.
To To Perc.
To To Perc.

Electric Guitar

Tape (Percussion) 0'00 Loop *pp* *poco mf*

*Fiecare solist intra/ inainteaza pe scena pe rand, in ordinea indicata in partitura, pregatindu-se sa dea Statement urmat de Impro de prezentarea (citat sau improvizatie libera de tip cadential care sa il reprezinte).

01'05"

2

STATEMENT:

"Sunt una cu spiritul meu din dimensiunea a V-a.
Sunt una cu Mama Pamant si cu Tatal Cer.
Eu Sunt! "

Voice 1

Voice 2

Fl.

Bsn.

Tbn.

Perc.

E. Gtr.

Tape

01'05"

mp

"IMPRO STATEMENT" :improvizeaza pe sunete armonice

poco f

Eu

Eu sunt

Inaintezi spre mijlocul scenei pe ritmul Loop-ului. Te pregatesti sa dai "White Lady's statement" dupa ce termina Vocea 1 "IMPRO Statement"

ben mp
 Treci pe o improvizatie de dizolvare (sunete nedeterminate/efecte)
 pe ritmul Loop deschizand un sir indian

Voice 1

Voice 2

Fl.

Bsn.

Trb.

Perc.

E. Gtr.

Tape

Inaintezi spre mijlocul scenei pe ritmul Loop-ului.

Asteapta cateva masuri de loop. Cand esti pregatit dai statement

STATEMENT
*I am one with my Spirit of the Five'th dimation.
 I am one with Mother Earth and with Father Haven.
 I am!*

IMP. pe ritm de loop

poco mf

02'15"

poco mf

The image shows a musical score for a performance. It consists of seven staves: Voice 1, Voice 2, Flute (Fl.), Bassoon (Bsn.), Trumpet (Trb.), Percussion (Perc.), and Electric Guitar (E. Gtr.). A 'Tape' staff at the bottom shows a rhythmic pattern of vertical lines. The score includes performance instructions such as 'ben mp', 'Treci pe o improvizatie de dizolvare...', 'Inaintezi spre mijlocul scenei...', 'Asteapta cateva masuri de loop...', and 'IMP. pe ritm de loop'. A 'STATEMENT' box contains the text: 'I am one with my Spirit of the Five'th dimation. I am one with Mother Earth and with Father Haven. I am!'. A time marker '02'15"' is placed above the Tape staff. The page number '3' is in the top right corner.

4



Voice 1



Voice 2



Fl.



Te pregatesti sa dai "White Lady's statement" dupa ce termina Trb "IMPRO after Statement"

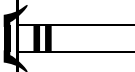
IMPRO STATEMENT: improvizeaza liber pe instrument sau citeaza un fragment de tip cadential care te caracterizeaza integrandu-te in sir indian

Tbn.



poco f in rilievo

Perc.



E.Gtr.



Tape



7

Reieie improvizatia *ben mp IMP* 03'30"

Voice 1

Voice 2

Fl. Asteapat cateva masuri de loop
Cand esti pregatita dai statement

Bsn. Treci pe o improvizatie de dizolvare pe efect PALM-RAM
pe ritmul de Loop asezandu-te in sirul indian in spatele vocii 1

Tbn. *poco mf*

IMP. pe ritm de loop
poco mf

E. Gtr.

Tape 03'30"

"I am one with my Spirit of the Five'th dimation.
I am one with Mother Earth and with Father Haven.
I am! "

6



9



Voice 1



Reiei Improvizatia pe ritm de Loop

ben mp IMP

Voice 2



Inaintezi spre mijlocul scenei pe ritmul Loop-ului.

IMPRO STATEMENT: improvizeaza liber pe instrument sau citeaza un fragment de tip cadential care te caracterizeaza

poco f in rilievo

Treci pe o improvizatie de dizolvare pe ritmul de Loop integrandu-te in sirul indian

poco mf

Fl.



Bsn.



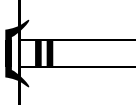
Tbn.



Reiei Improvizatia PALM -RAM

poco mf

Perc.



Reiei Improvizatia pe alta combinatie timbrala de tip african

poco mf


E. Gtr



Dansator 1

Dansatorul intra treptat in scena si se pregateste sa dea STATEMENT

Tape



11 04'40"

Reiei Improvizatia pe Loop in timp ce se pregateste dansatorul sa dea Statement

7

poco mf

Voice 2

Te pregatesti sa dai "White Lady's statement" dupa ce termina dansatorul "IMPRO Statement"

Fl.

Reiei Improvizatia pe ritm Loop

poco mf

Bsn.

Tbn.

Reiei Improvizatia PALM -RAM

poco mf

Perc.

Reiei Improvizatia pe alta combinatie timbrala

poco mf

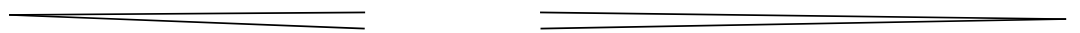
E. Gtr

Dansator 1

STATEMENT:
"Sunt una cu spiritul meu din dimensiunea a V-a.
Sunt una cu Mama Pamant si cu Tatal Cer. Eu Sunt! "

IMPRO STATEMENT: improvizeaza liber pe o miscare de virtuositate care te pune in evidenta

Tape





05'55"



Voice 2

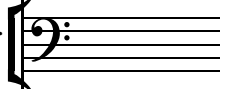


STATEMENT
*" Je suis une avec mon esprit du 5eme dimension.
 Je suis une avec ma Mere Terre et avec mon Pere Ciel
 Je suis.
 (Sunt una cu spiritul meu din dimensiunea a V-a.
 Sunt una cu Mama Pamant si cu Tatal Cer. Eu Sunt! ")*

Fl.



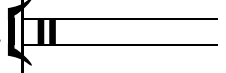
Bsn.



Trb.



Perc.



Inantezi spre mijlocul scenei pe ritmul Loop-ului.

E. Gtr



Dansator 1


Dupa ce dai improvizatia te integrezi in sirul indian.

05'55"

Tape



IMPRO STATEMENT: improvizeaza liber sau citeaza un fragment de tip cadential care te caracterizeaza



ben f

Te pregatesti sa dai "White Lady's statement" dupa ce termina vocea "IMPRO Statement"



15 07'00"

Voice 1 Reiei Improvizatia pe ritm Loop *poco mf*

Voice 2 Trece pe o improvizatie de dizolvare(sunete nedeterminate/efecte) pe ritmul Loop *poco f*

Fl. Reiei Improvizatia pe ritm Loop *poco mf*

Bsn. Inaintezi spre mijlocul scenei pe ritmul Loop-ului.

Tbn. Reiei Improvizatia pe ritm Loop *poco mf*

Perc. Asteapta cateva masuri de loop
Cand esti pregatit dai statement

E. Gtr

Tape 07'00"

STATEMENT:
 "Sunt una cu spiritul meu din dimensiunea a V-a.
 Sunt una cu Mama Pamant si cu Tatal Cer.
 Eu Sunt! "

17

Voice 1

Voice 2

Fl.

Bsn.

Tbn.

Perc.

E. Gtr

Tape

Reiei Improvizatia pe ritm Loop

poco mf

Reiei Improvizatia pe ritm Loop

poco mf

Reiei Improvizatia pe ritm Loop

poco mf

Te pregatesti sa dai "White Lady's statement" dupa ce termina fagotul "IMPRO Statement"

Asteapta cateva masuri de loop Cand esti pregatita dai statement

Reiei Improvizatia pe ritm Loop


poco mf

IMPRO STATEMENT: improvizeaza liber sau citeaza un fragment de tip cadential care te caracterizeaza

ben f

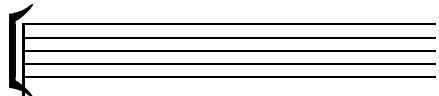
Treci pe o improvizatie de dizolvar pe ritmul de Loop

poco f




08'18"
19

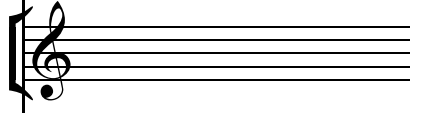
Voice 1



Voice 2



Fl.




Bsn.



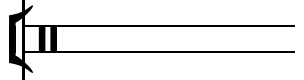
STATEMENT:
"Sunt una cu spiritul meu din dimensiunea a V-a.
Sunt una cu Mama Pamant si cu Tatal Cer.
Eu Sunt! "

IMPRO STATEMENT: improvizeaza liber sau citeaza
un fragment de tip cadential care te caracterizeaza
ben f


Trb.



Perc.



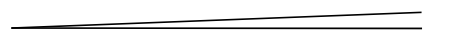
E. Gtr.



Te pregatesti sa dai "White Lady's statement" dupa ce da fagotul Impro Statement

Tape

08'18"



12
Voice 1

Reiei Improvizatia pe ritm Loop

poco mf

09'35"

Voice 2

Reiei Improvizatia pe ritm Loop

Fl.

Reiei Improvizatia pe ritm Loop

poco mf

Bsn.

Treci pe o improvizatie de dizolvare(sunete nedeterminate/efecte)
pe ritmul Loop

poco f

Tbn.

Reiei Improvizatia pe ritm Loop

poco mf

Perc.

Reiei Improvizatia pe ritm Loop

poco mf

E. Gtr.

Asteapta cateva masuri de loop
Cand esti pregatit dai statement

STATEMENT:
"Sunt una cu spiritul meu din dimensiunea a V-a.
Sunt una cu Mama Pamant si cu Tatal Cer. Eu Sunt! "

09'35"

Tape



23

Reiei Improvizatia pe ritm Loop

poco mf

Reiei Improvizatia pe ritm Loop

Reiei Improvizatia pe ritm Loop

poco mf

Reiei Improvizatia pe ritm Loop

poco mf

Reiei Improvizatia pe ritm Loop

poco mf

Reiei Improvizatia pe ritm Loop

poco mf

IMPRO STATEMENT: improvizeaza liber sau citeaza un fragment de tip cadential care te caracterizeaza

ben f

Treci pe o improvizatie de dizolvare(sunete nedeterminate/efecte) pe ritmul Loop

Dansatoarea intra treptat in scena si se pregateste sa dea STATEMENT . Astepti cateva masuri de loop. Cand esti pregatita dai STATEMENT

Tape

14

10'50"

Voice 1

Voice 2

Fl.

Bsn.

Trb.

Perc.

E. Gtr.

STATEMENT:
 "Sunt una cu spiritul meu din dimensiunea a V-a.
 Sunt una cu Mama Pamant si cu Tatal Cer. Eu Sunt! "

IMPRO STATEMENT: improvizeaza liber pe o miscare de
 virtuositate care te pune in evidenta

10'50"

11'16"

sax biphony

poco f

Tape



12'10"

27

Reluarea IMPRO pe ritm Loop

15

Voice 1



poco mf

Reluarea IMPRO pe ritm Loop

Voice 2



poco mf

Reluarea IMPRO pe ritm Loop

Fl.



poco mf

Reluarea IMPRO pe ritm Loop

Se improvizeaza in crestere dinamica impreuna cu banda in timp ce sirul indian format se intoarce in forma de U pe scena.

Bsn.



poco mf

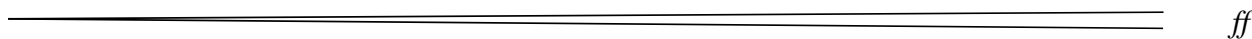
Reluarea IMPRO pe ritm Loop



Tbn.

poco mf

Reluarea IMPRO pe ritm Loop



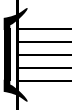
Perc.



poco mf

Reluarea IMPRO pe ritm Loop

E. Gtr.

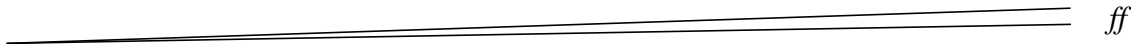


poco mf

Dupa ce dai IMPRO Statement te integrezi in sirul indian.

12'10"

Tape



ff

16

28 13'15" 14'40"

Voice 1

Voice 2

Fl.

Bsn.

Tbn.

Perc.

E. Gtr.

Tape

Se continua pmprovizatia in timp ce sirul indian iese treptata din scena si continua sa cante pana la epuizare odata cu banda in spatele ecranului in umbra chinrzeasca

perd

perd

Detailed description: This is a musical score for a film scene. It features eight staves: Voice 1, Voice 2, Flute (Fl.), Bassoon (Bsn.), Trombone (Tbn.), Percussion (Perc.), Electric Guitar (E. Gtr.), and Tape. A large bracket spans from 13:15 to 14:40 across all staves. A diamond symbol is at the top left. A wavy line indicates a tape loop from 13:15 to 14:40. The word 'perd' is written at the end of the Bsn. and Tape staves.